

# Year 2 Parents Meeting

**Thursday 11<sup>th</sup> September 2025**

**(4.00pm – 5pm)**

# Welcome to Year 2



It's a new school year. Your child will have:

- New teachers: Mrs Amey, Mrs Gohil, Mrs Silvestro.  
(Mrs Almeida will be teaching across all of the Year 2 classes).
- New class names (*linked to rainforest animals*).

Lemur Class



Chameleon Class



Jaguar Class



- New routines and expectations in Year 2 that you need to know.

# Punctuality

In Year 2 we have staggered start and finish times to the school day. Please do not be late!

Lemur Class            8.40am – 3.10pm

Chameleon Class    8.40am – 3.10pm

Jaguar Class           8.50am – 3.20pm

- If your child is to be collected by someone else, please ring the office in advance. Ensure that the person collecting your child knows the password!!

Children should be collected by an adult over the age of 18.

# Attendance



- Children's attendance should be **98% or above**.
- If attendance falls below this, you will be called in for a conversation with the head teacher.
- **The Local Authority and DfE check attendance data weekly.**
- The school has an allocated Attendance Officer and parents can be called in to speak to them.
- **The Government has increased fines from £60 per parent, per child to £180.**
- If a parent has more than two fines, **court action may be taken.**

# Dropping off & collection



## In the morning

- Parents should wait on the pitch behind the relevant 'chair markers' with their child. Please ensure that the children line up on the pitch. The teacher will call the children to the classroom.
- Please make sure your child is on time, ready for their learning.

## End of the Day

- Again, please wait on the pitch (and not outside the classroom) for the class teacher to send your child over to you.


# Speaking to the teacher

- The best way to communicate with your child's class teacher is through Class Dojo.
- You should all be connected to Class Dojo.
- If not, please let the class teacher know so that we can give you your login details.



**ClassDojo**

**Ben**  
Ms. Taylor's classroom



**Stay connected with Ms. Taylor's classroom**

I'm using ClassDojo to keep parents in the loop this year! I'll share photos from class, important updates and wonderful moments – like when students work hard and help each other. **Please complete by Monday!** It's free and takes under a minute.

**PARENTS:**

<b>New to ClassDojo?</b>	<b>Existing ClassDojo user?</b>
<ol style="list-style-type: none"><li>1. Get the free ClassDojo app</li><li>2. Tap "Create a new account"</li><li>3. Sign up as a "Parent"</li><li>4. Enter the parent code below</li></ol>	<ol style="list-style-type: none"><li>1. Open the ClassDojo app</li><li>2. Sign in to your account</li><li>3. Tap "Add parent code"</li><li>4. Enter the parent code below</li></ol>
<p>P2GPUCP</p>	<p>P2GPUCP</p>

# Year 2 Timetable - Every day that your child is absent from school, this is the amount of learning they miss!

## Morning

Learning begins promptly after registration.

- Handwriting
- Phonics
- Reading Practise Sessions
- English
- Maths Mastery
- Maths

## Afternoon: Subjects include:

- History / Geography
- PSHRE
- Computing
- Science
- Music
- R.E
- Art & DT
- P.E
- Library

# School Uniform

Children should come to school dressed in the correct school uniform.

- Grey trousers / grey skirt (black or grey tights)
- White polo shirt
- Grey sweatshirt with the Kenmore Park school logo.
- Black school shoes (**NO TRAINERS!**)
- Please label these clearly with your child's name **INCLUDING** coats and jackets.
- Do check labels after clothes have been washed, as names can fade.



# PE

Children will have two PE lessons each week.

- PE lessons will take place every Wednesday with the PE coach.
- Every Wednesday children should come to school dressed in:
  - \*A white t-shirt with the school logo.
  - \*Grey jogging bottoms or black shorts and a grey sweatshirt (as some lessons will be outside.
  - \*Black plimsolls/trainers that fit.
- All items to be named please.
- **No jewellery! – Please take earrings out or tape over them at home.** Staff are not permitted to tape your child's earrings!
- All items of school uniform and P.E. kit can be ordered via the Weduc App - School Uniform Shop.



# Fruit/vegetable and Water

- Fruit or vegetable to be brought into school every day in a named container, or named bag.



- A water bottle labelled with your child's name on it.
- **NO JUICE!**
- **NO NUTS!** We have a number of children with severe nut allergies?
- Please do not give your child biscuits, crisps or sweets to eat within our school grounds. WE ARE A HEALTHY SCHOOL!

# Lunch

- ALL children are provided with a school lunch.
- Please do not send your child into school with a packed lunch until this has been discussed and agreed by Mrs Mahil-Pooni (head teacher). Please ensure that these are healthy choices.
- Please note: we have a number of children in school with severe airborne nut allergies so  
**NO PRODUCTS CONTAINING NUTS PLEASE!**
- Please also ensure that the school is aware of any allergies that your child may have.

# Homework in Year 2

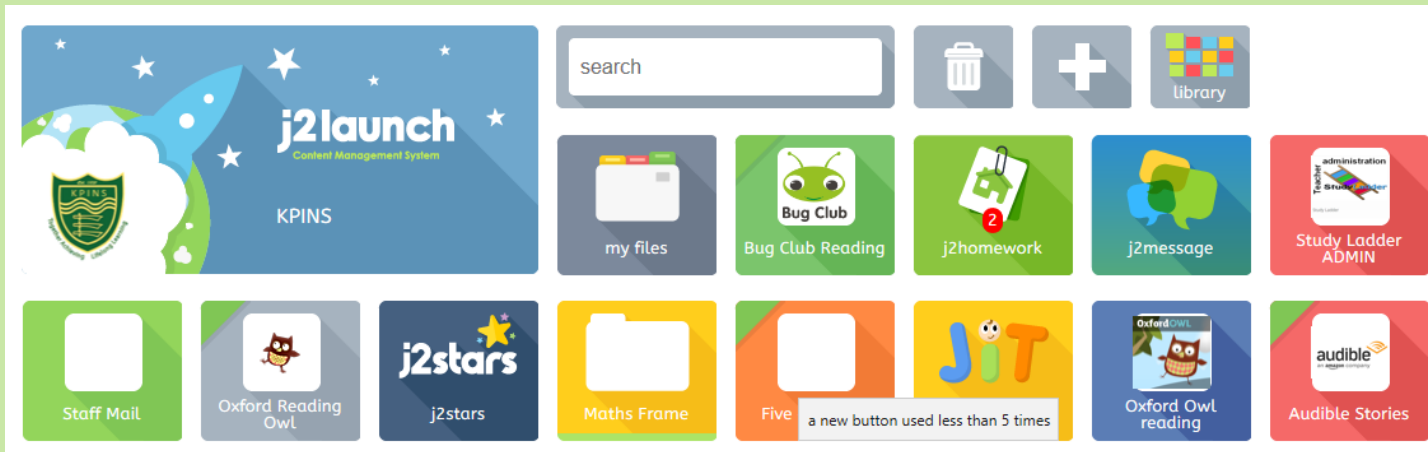
- FRIDAY - homework will be sent out via Class Dojo.
- All homework should be completed and uploaded to your child's class dojo portfolio by the following Wednesday for the class teacher to look at. Do not send the homework to school.
- Homework will consist of **reading, spellings, handwriting, oracy** and either **Maths, English** or another **subject**.
- We may also send additional web links to access a particular resource to support your child's learning.
- Please encourage and help your child to do their homework but do not do it for him/her.


# UPLOADING YOUR CHILD'S HOMEWORK TO THEIR CLASS DOJO PORTFOLIO

- Once the homework is completed, please take a photo and upload to your child's Class Dojo Portfolio for the class teacher to access.



# j2 website



- You can access j2launch via  on our website.
- **An updated 'How to...' guide will be sent out on Friday in your child's book bag.**
- **Log-in details:** Username and password will be in your child's Reading Record.

# Little Wandle Letters and Sounds Revised

- This is our school's phonics programme.
- Children will continue to learn letters and the sounds they make in order to spell and read fluently.
- They will also take part in reading practice sessions where they will be taught to **decode, read with prosody (expression) and answer comprehension questions.**


We're teaching every child to read with Little Wandle Letters and Sounds Revised

A complete SSP validated by the Department for Education




# Books going home

## Phonics book





## Sharing book



- Every Friday your child will be given **a Phonics book (set at their phonics level) and also a sharing book.**
- The phonics book is for your child to read to you.
- The **sharing book** is a book your child from our school library. This book is for you, the grown up, to read to your child and enjoy it with them.

# Listening to your child read their phonics book


- Your child should read their phonics book every day and be able to read this book without your help (if possible).
- Your child should practice the reading skills taught at school.



# Reading to your child

The shared book is for YOU (the adult) to read to your child and enjoy with them.

- As you read to your child, try and make the story sound as exciting as you can by changing your voice.
- Talk with your child as much as you can:
  - **Introduce** new and exciting language.
  - **Describe** the things you see.
  - **Talk about** what you have read.

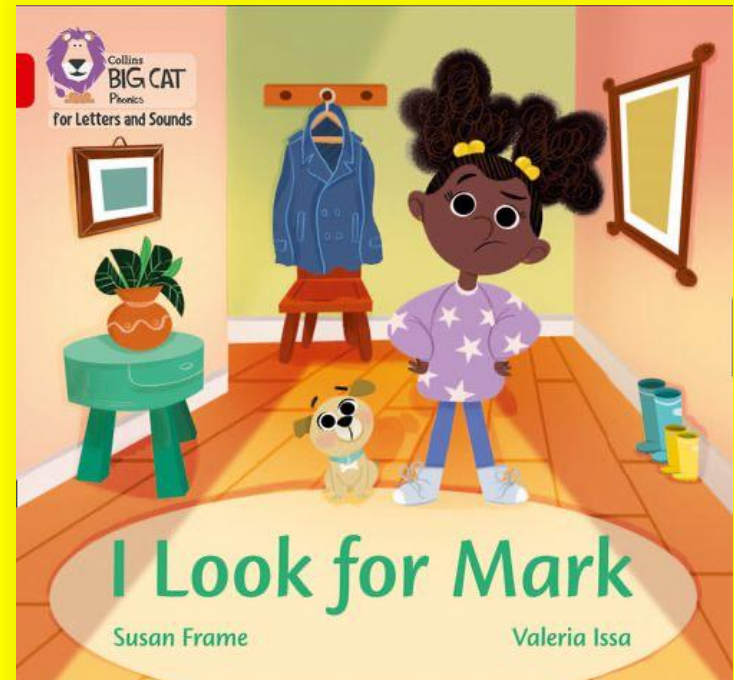


# Reading Record

As you listen to your child read their phonics book we would appreciate if you could **write a comment** in their reading record to let us know how they read.

Books that I have read and shared			
Date	Book	Page No.	Comment and rate your book
			☆☆☆☆☆
			☆☆☆☆☆
			☆☆☆☆☆
			☆☆☆☆☆
			☆☆☆☆☆
New words that I have learned:			

## Phonics book



# Nelson Handwriting Scheme

a b c d e f g h i

j k l m n o p q r

s t u v w x y z

# 100 Square

1	2	3	4	5	6	7	8	9	10
11	12	13	14	15	16	17	18	19	20
21	22	23	24	25	26	27	28	29	30
31	32	33	34	35	36	37	38	39	40
41	42	43	44	45	46	47	48	49	50
51	52	53	54	55	56	57	58	59	60
61	62	63	64	65	66	67	68	69	70
71	72	73	74	75	76	77	78	79	80
81	82	83	84	85	86	87	88	89	90
91	92	93	94	95	96	97	98	99	100

Use the 100 square to help your child count forward and back from 100, add, subtract, count in 2s, 5s and 10s.

In Year 2 children will also need to learn their 2, 5, 10 first and then their 3 times tables.

Children will need to learn to read and spell these words correctly. Please practise this on a regular basis.


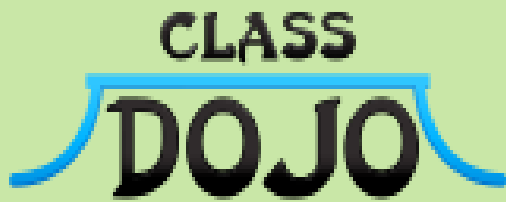
## Year 2 Common Exception Words

door	child	cold	pretty	grass	improve	whole	half
floor	children	gold	beautiful	pass	sure	any	money
poor	wild	hold	after	plant	sugar	many	Mr
because	climb	told	fast	path	eye	clothes	Mrs
find	most	every	last	bath	could	busy	parents
kind	only	great	past	hour	should	people	Christmas
mind	both	break	father	move	would	water	everybody
behind	old	steak	class	prove	who	again	even



# Behaviour

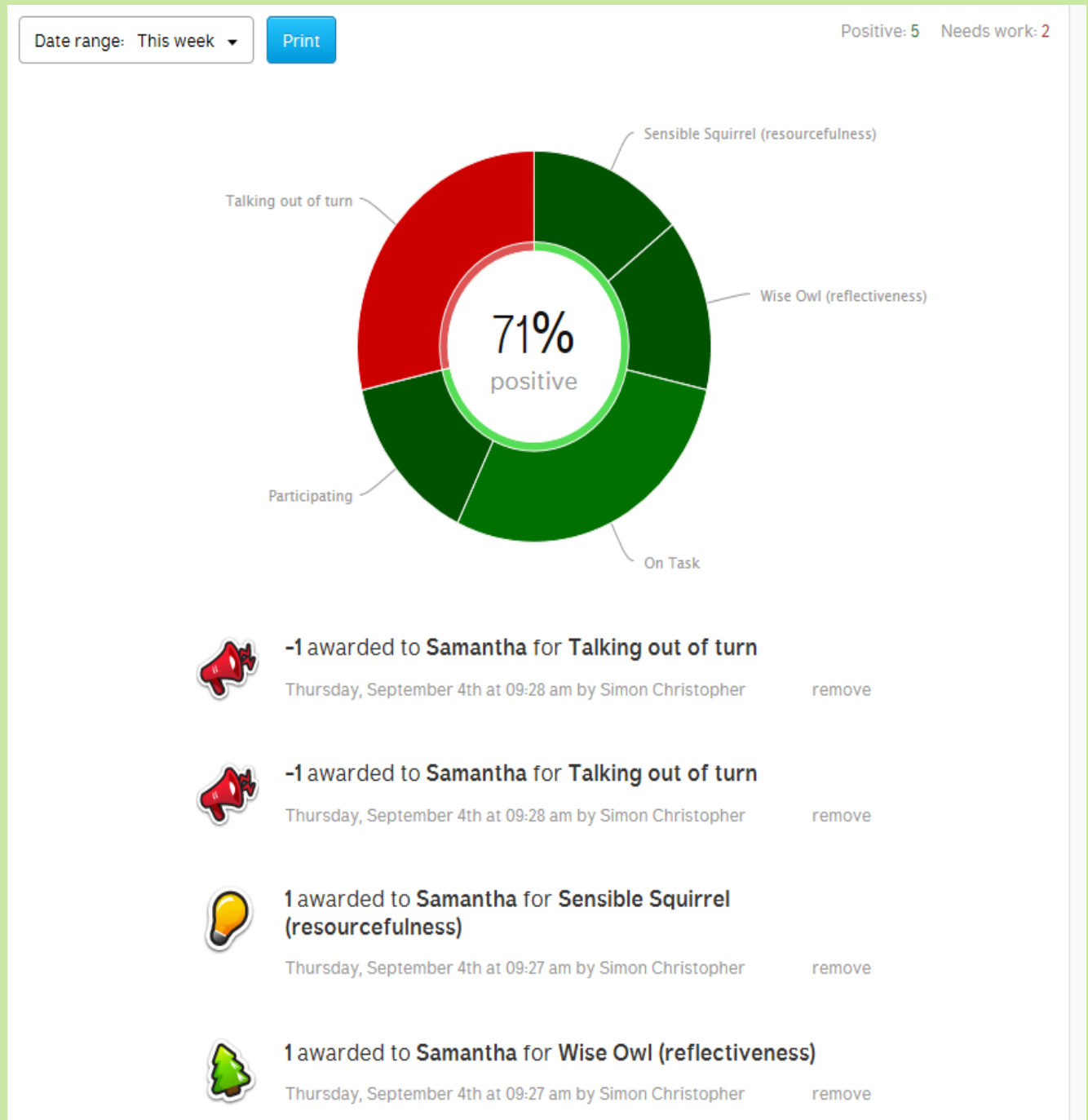
- We are a Rights Respecting school. Each class has a class charter which is an agreement between the children and the adults in school.
- **Good behaviour is crucial to learning.**
- The support of parents is vital. This has to be a partnership as the school cannot be held solely responsible for negative behaviour.
- Most children behave very well and in Year 2, children who show ongoing positive behaviour are rewarded with dojo points and weekly prizes.



- This is a whole school points system.
- Children are awarded points for the **positive things** that they do, such as **being resourceful; being resilient; working together; being reflective and respecting rights**. These are also linked to our Visible Learning policy.
- Points can also be taken away for something **negative**, eg, **calling out, hurting others, not respecting the rights of others**.

This is an example of what you might see.

Only you, the parent, will see this information for your child.



# www.classdojo.com

## Teachers also use class dojo to:

- Send you messages.
- Update you with important information.
- Send homework for your child to do.

## Parents will be able to use class dojo to:

- Communicate with the teacher.
- Upload your child's homework to their class dojo portfolio.

If you do not have your login then please ask your child's teacher and we will get that to you.



**Samantha**  
Mr. Christopher's class

**CLASS DOJO**

Please sign up to receive messages, important updates, and much more from Mr. Christopher! Getting set up for the year takes less than a minute

**Parents:** I'll be using ClassDojo to update you on Samantha's progress this year! Please sign up, then sign and return the bottom half of this sheet for my records :)


**Students:** Once you have a student account you'll be able to create an avatar that will show up in class tomorrow!

<p><b>Student account code:</b> <b>SWZZV6Y</b></p> <p><b>Instructions:</b></p> <ol style="list-style-type: none"><li>1. Download the ClassDojo for Students app from the Apple App Store or Google Play</li><li>2. Click the green Sign up button</li><li>3. Enter your student account code, then create your account!</li></ol> <p>No app? No problem! You can sign up at <a href="http://www.classdojo.com/student-tool">www.classdojo.com/student-tool</a></p>	<p><b>Parent account code:</b> <b>PBP842D</b></p> <p><b>Instructions:</b></p> <ol style="list-style-type: none"><li>1. Download the ClassDojo app from the Apple App Store or Google Play</li><li>2. Click the green Create a new account button, then select Parent</li><li>3. Enter your parent account code, then create your account!</li></ol> <p>No app? No problem! You can sign up at <a href="http://www.classdojo.com/parent-tool">www.classdojo.com/parent-tool</a></p>
--	--

# Visible Learning

- We use this to highlight good learning behaviours.
- There are four characters.

## Team Ant




Encourages children to be good team players, work together and listen to each other.

## Wise Owl



Encourages children to be deep thinkers, learn from their mistakes and be reflective.

## Tough Tortoise



Encourages children to be challenged, to never give up and to concentrate.

## Sensible

## Squirrel



Encourages children to find things out for themselves, be confident when asking.

# Support

- Targeted support will be given to those children who need it after being assessed in English, Maths, Phonics and reading.
- This can be group or individual support.
- Parents will always be informed if this happens.



# WOW

## (Walk on Wednesdays)



- If you come to school by car you can park on Kenmore Road and then walk down Moorhouse Road.
- This journey is safer and less congested for all parents and children.

# Weduc App

- It is important that you join the Weduc App as this is where you will be able to see the school term dates and receive letters plus other important information.
- If you have problems accessing Weduc please go to the school office.

# Parent Consultation Meetings

- On the 14<sup>th</sup> and 16<sup>th</sup> October there will be an opportunity to discuss your child's progress with their class teacher.
- The class teacher will let you know how your child has settled into year 2.
- You will be able to book your appointment nearer the time.



## **Storytelling Seminars and Parent Workshops (KS1)**

- Storytelling Seminars and Parent Workshops for English and Maths will take place this term.
- You will be informed of the dates nearer the time.

# The End

- Thank you for coming.
- We hope you found this meeting interesting and informative.
- We look forward to working in partnership with you.
- Once again, individual progress meetings in October.
- Any questions?